

# INVERTER Wall Mounted

Simple design with energy saving.



ASYG07/09/12LE



ASYG14LE



Wireless R.C.



For ASYG14LE



For ASYG07/09/12LE

CLASS ALL  
**A** **DC**

ASYG07LE **NEW**

CLASS ALL  
**A** **DC**

ASYG09LE **NEW**

CLASS ALL  
**A** **DC**

ASYG12LE **NEW**

CLASS ALL  
**A** **DC**

ASYG14LE **NEW**

**i** i-PAM (12/14)

**V** V-PAM (07/09)

**Up/Down**

**Adjust**

**R** Restart

**Auto** Changeover

**10°C** HEAT

**Economy**

**POWERFUL**

**Low noise**

**Sleep**

**Program**

**Filter**

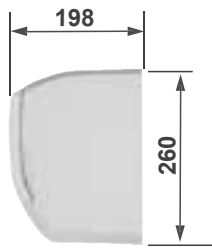
**Ion**

**AF**

**Wash**

## Compact design

Indoor unit



For ASYG07/09/12LE

Outdoor unit



For AOYG07/09/12LE

## High density heat exchanger arrangement

$\phi 5$   
 Making the tube thin:  
**7mm → 5mm**  
 Volume reduction of heat exchanger: **30%**  
 Even temperature  
 ↓  
 Improved the heat exchanger effectiveness

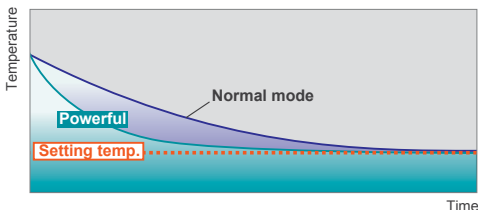
## Specifications

Model No.	Indoor unit		ASYG07LE	ASYG09LE	ASYG12LE	ASYG14LE
	Outdoor unit		AOYG07LE	AOYG09LE	AOYG12LE	AOYG14LE
Power Source	V/∅/Hz		230/1/50	230/1/50	230/1/50	230/1/50
Capacity	Cooling	kW	2.1	2.5	3.4	4.0
	Heating		3.0	3.2	4.0	5.0
Input Power	Cooling/Heating	kW	0.47/0.69	0.64/0.75	0.92/0.99	1.11/1.31
EER - Energy Class	Cooling	W/W	4.47-A	3.91-A	3.70-A	3.62-A
COP - Energy Class	Heating		4.38-A	4.27-A	4.04-A	3.83-A
Running Current	Cooling/Heating	A	2.7/3.5	3.5/3.8	4.4/4.7	5.3/6.0
Moisture Removal	l/h		1.3	1.3	1.8	2.1
Noise (Indoor)	Cooling   H/M/L/Q	dB(A)	43/38/31/21	43/38/31/21	43/38/31/21	*
Noise (Outdoor)	Cooling		45	45	50	49
Airflow Rate (High)	Indoor / Outdoor	m³/h	690/1720	690/1720	690/1830	*
Net Dimension H x W x D	Indoor	mm	260X790X198	260X790X198	260X790X198	280X790X203
		kg(lbs)	7.5(16.5)	7.5(16.5)	7.5(16.5)	8.0(17.6)
	Outdoor	mm	540X660X290	540X660X290	540X660X290	540X790X290
		kg(lbs)	23(50.6)	23(50.6)	29(63.8)	35(77)
Piping Connections (Small / Large)	mm		6.35/9.52	6.35/9.52	6.35/9.52	6.35/12.7
Drain Pipe Diameter (Inner/Outer)	mm		16/29	16/29	16/29	16/29
Max Pipe Length (Chargeless)	m		20(15)	20(15)	20(15)	20(15)
Max Height Difference	m		15	15	15	15
Operation Range	Cooling	°CDB	-10~43	-10~43	-10~43	-10~43
	Heating		-15~24	-15~24	-15~24	-15~24
Refrigerant			R410A	R410A	R410A	R410A

\*: Data were not available at time of publication.

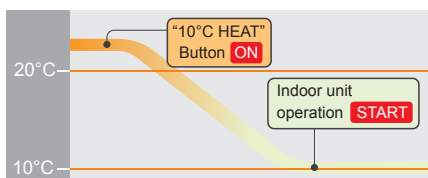
## Powerful operation

20 minutes continuous operation by maximum airflow and maximum compressor speed is possible. Rapid cooling and heating makes the room comfortable quickly.



## 10°C HEAT Operation \*Only available with Wireless RC.

The room temperature can be set to go no lower than 10°C, thus ensuring that the room does not get too cold when not occupied

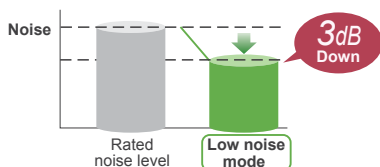


### Caution

- When the room temperature is higher than 10°C, "10°C HEAT" operation does not start. Operation starts and maintains the room temperature at 10°C for 48 hours when the temperature drops below 10°C.
- When "10°C HEAT" operation stops, the room set temperature quickly returns to the preset temperature.

## Low noise mode for outdoor unit

Low noise mode of outdoor unit can be selected by wireless remote controller.



## Easy maintenance

Removable & washable panel



### Filter sign display

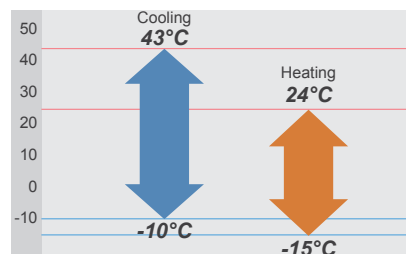
Indicates the filter cleaning period by lamp.

## Quiet operation

Cooling mode (07/09/12 TYPE)

Fan speed <b>Quiet</b>	Noise level <b>21dB<sub>(A)</sub></b>
---------------------------	--

## Low ambient operation



## Optional parts

Wired Remote Controller: UTY-RNNYM

Simple Remote Controller: UTY-RSNYM

Communication Kit: UTY-XCBXE (07/09/12 Type)  
UTY-XCBXZ1 (14 Type)

External Connect Kit: UTY-XWZX

## Dimensions

Models: ASYG07LE / ASYG09LE / ASYG12LE / ASYG14LE

(Unit : mm)

